



IOT BASED WATER AND SOIL QUALITY MONITORING SYSTEM

Ganesh Babu Loganathan

Head of the Department, Department of Mechatronics Engineering, Tishk International University, Erbil, Iraq,

Dr.E.Mohan

Principal, P.T.LEE. Chengalvaraya Naicker College of Engineering and Technology, Kanchipuram, Tamilnadu, India.

R.Siva Kumar

Research Scholar, Shri JJT University, Jhunjhunu, Rajasthan, India.

ABSTRACT

The traditional technique for testing water and soil quality is to accumulate their examples and send to the work to check and break down. This system is tedious and not conservative. The water quality estimating framework that we've got actual checks the character of water endlessly through appropriate sensors. In standard farming, development of the plants is used to continue and upgrade human life. the event in our country is greatly diminished owing to absence of intrigue, shortage of farming land and water and many agriculturists with their own advantage they need been doing the event at this. In any case, that to boot respects less creation owing to absence of attentiveness regarding the land waterlessness, no opportune chemical uses and affordable harvests for the land. The Wi-fi module exchanges data gathered by the sensors to the controller, and exchanges the data to the computer. This system continuously monitoring the contamination of the water assets, soil quality.

Keywords: PH, Conductivity, Temperature, Turbidity, Moisture Sensor, IOT, Wi-fi.

Cite this Article: Ganesh Babu Loganathan, Dr.E.Mohan and R.Siva Kumar, Iot Based Water and Soil Quality Monitoring System, International Journal of Mechanical Engineering and Technology, 10(02), 2019, pp. 537–541
<http://iaeme.com/Home/issue/IJMET?Volume=10&Issue=2>

1. INTRODUCTION

Water is the most essential typical resource that has been gifted to the humankind. Water quality checking helps in evaluating the nature and level of pollution control required, and amplexness of sullyng control measures. Water quality watching structures need to quickly perceive any changes in the idea of water and report the proportional to the specialists for brief movement. The

structure is proposed for steady on area distinguishing and progressing uncovering of water quality data where the experts can get to the data on the propelled cell phone/PC through Internet. Indian horticultural division is in a troublesome stage because of the absence of automation and shortage of mechanical advances. In India, the farming innovation is work escalated, while the cutting edge horticulture innovation is predominantly capital concentrated. Specialists says IoT could assume a urgent job in addressing this need.

Joined with enormous information and cloud, it can do as such by enhancing the effective utilization of sources of info like soil, manures and pesticides, observing the domesticated animals, foreseeing sicknesses, checking capacity limits like water tanks, and ensuring that crops are sustained and watered well. Agriculturists need assortment of information and administrations to enhance crop creation dependent ashore, crop, atmosphere conditions, account accessibility, water system offices and so forth. Distributed computing has been utilized for capacity of agri business information by Government and private agencies.

2. LITRATURE SURVEY

M N Barabde, [1] proposed a System which is utilized for determining the various parameters of water such as temperature, PH, conductivity etc. JaytiBhatt,JigneshPatoliya[2] developed a IOT(Internet of Things) model which ensures the quality of water. The purposeful characteristics from the sensors are set up by microcontroller and these took care of characteristics are transmitted remotely profoundly controller that is raspberry pi using Zigbee.

Nikhil Kedia [3] decided water quality checking techniques, sensors, embedded structure, and information dispersal framework..Dong He, 2012 [4] made WQM structure subject to WSN [5]. The remote sensor relied upon ZigBee sort out. WSN attempted WQP and sent data to Internet using GPRS. With the help of Web, information was gathered at remote server. Kulkarni Amruta, 2013 [6] made sun controlled filled WQM utilizing remote sensor orchestrate. The Base station (BS) collected information from expelled remote sensors.

Agribusiness is considered as the reason of life for the human species and it is the essential wellspring of sustenance grains and other rough materials. It had negligible introduction to advancement anyway with development accomplishing every niche and corner of the globe, the country scene is in like manner moving towards modernization. Headways [7] like Cloud, Internet of Things (IoT), and Big Data are adjusting the overall cultivating industry provoking a development in yield productivity. In such a circumstance, an Internet of Things system for cultivating is ended up being the latest development design inside the business.

There are three remarkable systems has been passed on to test the earth, they are dampness test, breathe test and mass thickness test. Soil dampness test [8] is to be performed first since it accept a key occupation consequently of water and warmth essentialness between the land surface and the atmosphere, through scattering and plant transpiration. A productive undertaking has encountered to measure the earth dampness in regards to time and exchanged the data to the Cloud [9].Today Wi-Fi is available in numerous business, present day and open regions with quick web affiliation.

3. PROPOSED SYSTEM

The proposed system uses following sensors. pH, Moisture, Electric Conductivity (EC) and turbidity to get the data parameters. These sensors are arranged in the water will analyze the idea of the water resources. The checked substance is used to gauge the idea of water. The examined data is taken care of through the microcontroller and traded through the Wi-Fi module to the central server.

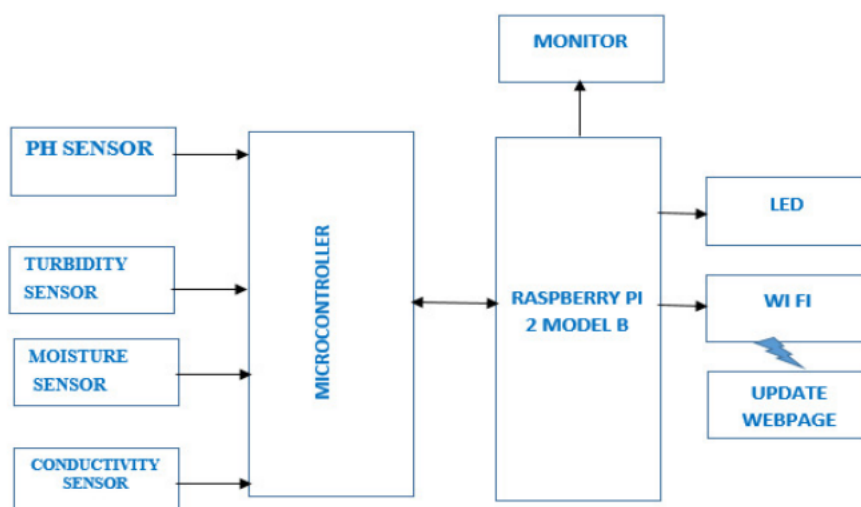


Figure 1: Water and Soil monitoring system

In this system it makes use of four sensors (Turbidity, pH, conductivity) and the microcontroller related with web of things. The Processing module microcontroller, and the transmission module GSM. The sensors get the data in the comparability signals. The ADC converter which covers the analog value to digital value of the sensed parameters. The modernized signs are passed to the controller which is as one with the transmission module.

3.1. PH Sensor

It is used to determine the acidity or alkalinity of the solution. pH is the concentration of hydrogen ions in the solution. A solution containing more H⁺ ions remains acidic while the solution containing more OH⁻ ions remains alkaline. pH value of solutions ranges from 1 to 14. pH electrode Solution having pH value 1 will be the highly acidic and with pH value 14 will be highly basic. The acidity and alkalinity of any solution depends upon the concentration of hydrogen ions (H⁺) and hydroxyl ions (OH⁻) respectively. A neutral solution as pure water has pH 7.



Figure 2: PH Sensor

3.2. Electric Conductivity Sensor

An EC meter makes testing and monitoring the electrical conductivity of water. EC water conductivity test equipment can be used in the field to take direct measurements of water. The probe that is inserted into the water sample applies a voltage between electrodes. The drop in voltage measures the resistance of water, which is converted to conductivity. Conductivity is reciprocal to resistance and is measured as the amount of conductance over a certain distance.




Figure 3: EC Sensor

3.3. Turbidity sensor

Turbidity sensor is used in measuring the standard of water in rivers and streams, wastewater and the efficient measurements, managing instrumentation for settling ponds, sediment transportation research are also in the laboratory measurements.



Figure 4: Turbidity Sensor

3.4. Moisture sensor

The soil moisture sensor consists of two probes which are used to measure the volumetric content of water. When there is more water, the soil will conduct more electricity which means that there will be less resistance. Therefore, the moisture level will be higher. Dry soil conducts electricity poorly, so when there will be less water, then the soil will conduct less electricity which means that there will be more resistance. Therefore, the moisture level will be lower.

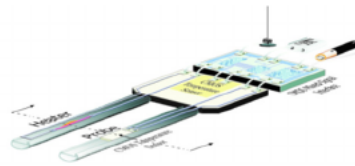


Figure 5: Soil Moisture Sensor

4. CONCLUSION

The remote monitoring of the soil pH rate and its temperature rate has been done with the very minimal cost. The regular updates provide knowledge about the field in terms of water content in the soil. It efficiently manages the energy and human resources. Wireless monitoring along with low power consumption makes it a useful system for the farmer to incorporate and use it in the agricultural farm. IoT is changing the future of technologies and how objects behave around us.

REFERENCES

- [1] M N Barabde, S R Danve Continuous water quality monitoring system for Water resources at remote places, 2015.
- [2] Jayti Bhatt, Jignesh Patoliya, Iot Based Water Quality Monitoring System, IRFIC, 21feb, 2016.
- [3] Nikhil Kedia, Water Quality Monitoring for Rural Areas- A Sensor Cloud Based Economical Project, in 1st International Conference on Next Generation Computing Technologies (NGCT-2015) Dehradun, India, 4-5 September 2015.
- [4] Sharmila Nath, Jayanta Kumar Nath and Kanak Chandra Sarma, IoT Based System for Continuous Measurement and Monitoring of Temperature, Soil Moisture and Relative Humidity. International Journal of Electrical Engineering & Technology, 9(3), 2018, pp. 106–113.
- [5] Dr. Samir Mohammed Chassib, Dr. Sa'ad Fahad Resan, Mohammad Salah Gejan, Muradha Jabar Salih, Ali Mohsen Hasan, Developing Sustainable Lightweight Bubbled Ferrocement Slab Using Enhancing Cementitious Agents, International Journal of Civil Engineering and Technology (IJCIET) 9(11), 2018, pp. 749–765.
- [6] Donge He, Li-Xin Zhang, "The Water Quality Monitoring System based on Wireless Sensor Network" Report: Mechanical and Electronic Information Institute, China University of Geo-Science, Wu Hen, China, 2012
- [7] Pavlos Papageorgiou, "Literature Survey on Wireless Sensor Networks", Report: University of Maryland, 16 July 2003
- [8] Snehal R. Shinde, A. H. Karode and Dr. S. R. Suralkar, Review on IOT Based Environment Monitoring System, International Journal of Electronics and Communication Engineering and Technology, 8(2), 2017, pp. 103–108.
- [9] Mr. N. Sampathraja, Dr. L. Ashok Kumar, Mr. K. Vishnu Murthy, Ms. V. Kirubalakshmi and Ms. C. Muthumaniyarsi, Iot Based Underground Cable Fault Detector, International Journal of Mechanical Engineering and Technology 8(8), 2017, pp. 1299–1309.
- [10] IOT Based Toll Collection System Using Image Processing, Malvik Patel, Bharavi Joshi, Kajal Bhagat and Hetakshi Desai and Jekishan K. Parmara. International Journal of Computer Engineering & Technology, 9(3), 2018, pp. 132– 139.
- [11] SatishTurken, Amruta Kulkarni, "Solar Powered Water Quality Monitoring System using Wireless Sensor Network", IEEE Conf. on Automation, Computing, communication, control, and compressed sensing, pp281-285, 2013
- [12] M. Tanoj Kumar, S.L. Narayana Reddy, B. Katyayini and Sk. Shabana Azmi, Optimized and Secured Storage Approach For IOT Based Applications, International Journal of Mechanical Engineering and Technology 8(12), 2017, pp. 699– 702.
- [13] T. Aravinda Babu and K.S.R.S. Jyothsna, IOT Based Smart Vehicle and Smart Parking System: International Journal of Electrical Engineering & Technology, 9(3), 2018, pp. 121–136.
- [14] TongKe F. Smart Agriculture Based on Cloud Computing and IoT[J]. Journal of Convergence Information Technology, 2013, 8(2).
- [15] PaleDivyavani, RaghavendraRao,"Measurement and Monitoring of Soil Moisture using Cloud IoT and Android System", Indian Journal of Science and Technology Vol 9(31),(31):1-8 · August 2016
- [16] K.Spandana , SaiSupriya KPL," A Survey on Soil Quality Testing using Sensors in Smart Agriculture for Crop Production and Maintenance using Internet Of Things", International Journal of Engineering Trends and Technology (IJETT) – Special Issue – April 2017, ISSN: 2231-5381,165-169