

High Quality Intelligent Database Driven Microcontroller Based Heartbeat Monitoring System

^{*1}ganesh Babu Loganathan, ²dr.E.Mohan

¹Head of the Department, Dept. of Mechatronics Engineering, ISHIK UNIVERSITY, IRAQ.

² Professor, Dept. of CSE, P.T.Lee.Chengalvaraya Naicker College of Engineering and Technology, Ooveri, Kanchipuram, India.

*Corresponding Author Email: ganesh.babu@ishik.edu.iq

Abstract

This paper for a microcontroller primarily based hart beat observance system. It offers the advantage of mobility over sequene recording systems. The guts rate is keep within the info for analysis. This paper explains however a single-chip microcontroller is additionally accustomed analyse heart beat rate signals in quantity. To boot, it permits doctors to induce the hart beat rate file of the patient. It should even be used to management patients or athletic person over Associate in nursing extended quantity. This technique reads and stores the hart beat rate signals repetitively in amount. The hardware and code vogue unit of measurement oriented towards microcontroller-based system, so minimizing the size. The mandatory feature of this paper is that the employment of zero crossing formula to calculate rate. It then processes on fundamental measure the data to figure out some heart diseases.

Keywords: Non-Invasive Blood Pressure, Heart rate, bits per minute, GSM and GPS

1. Introduction

Heart rate may well be a very vital health parameter that is directly related to the soundness of the human system. This project describes a way of live the heart rate through a tip using a PIC microcontroller. Whereas the heart is thrashing, it's actually pumping blood throughout the body, which makes the blood volume among the finger artery to vary too. These fluctuations of blood are going to be detected through Associate in nursing optical sensing mechanism placed around the tip. The signal are going to be amplified any for the microcontroller to count the speed of fluctuation, that's actually the heart rate.

A pulse monitor could be a personal display that permits a subject matter to live their pulse in real time or record their pulse for later study. The sensing element unit consists of associate degree infrared light-emitting-diode (IR LED) and a photograph diode, placed aspect by aspect, and therefore the tip is placed over the sensing element assembly. The IR light-emitting diode transmits associate degree infrared into the tip, a locality of that is mirrored back from the blood within the finger arteries. The photo diode senses the portion of the sunshine that's mirrored back. The intensity of mirrored light-weight depends upon the blood volume within the tip. So, when the guts beat the number of mirrored infrared changes, which may be detected by the photo diode. With a high gain electronic equipment, this small alteration within the amplitude of the mirrored light-weight will be reborn into a pulse.

2. Background Work

Heart beat observance and failure detection system mistreatment internet of things. Late we've associate increased vary of heart diseases in addition as increased risk of heart attacks. The device

is then interfaced to a microcontroller that allows checking rate readings and sending them over net. The user might set the high equally as low levels of heart beat limit. Once setting these limits, the system starts observance and as presently as patient heart beat goes more than a precise limit, the system sends associate tuned in to the controller that then transmits this over internet and alerts the doctors equally as concerned users. Together the system alerts for lower heartbeats [1]. Whenever the user logs on for observance, the system collectively displays the live rate of the patient. Therefore concerned ones might monitor rate equally get associate degree alert of heart failure to the patient immediately from anywhere and conjointly the person square measure usually saved on time.

At the point when IoT is expanded with sensors and actuators, the innovation ends up relate degree case of the extra broad class of digital physical frameworks that also envelops advancements like great networks, great homes, keen transportation and great urban areas. Each factor is unambiguously diagnosable through its implanted ADP framework anyway is in a situation to interoperate among the predominant web foundation. Specialists gauge that the IoT can incorporate for all intents and purposes fifty billion questions by 2020. Ordinarily, IoT is anticipated to supply propelled property of gadgets, frameworks, and administrations that goes on the far side machine-to-machine (M2M) interchanges and covers a spread of conventions, spaces, and applications [1]. Pulse could be an unpleasantly vital wellbeing parameter that is straightforwardly connected with the soundness of the human vascular framework. beat is that the scope of times the heart thumps every moment, reflects totally unique physiological conditions like natural business, worry at work and focus on undertakings, languor and furthermore the dynamic condition of the automatic framework. Usually estimated either by the graphical record wave shape or by detecting the heartbeat - the throbbing expansion and compression of a vein as blood is

constrained through it by the normal withdrawals of the heart. The heartbeat is frequently felt from those territories wherever the supply route is going to the skin. This paper depicts a method for measure the photograph rate through a tip and Arduino. It's bolstered the vital of photophelthysmography (PPG) that is non-obtrusive strategy of measure the variety in blood volume in tissue utilizing a light and finder. while the heart is whipping, it's truly drawing blood all through the body, which makes the blood volume inside the finger conduit to change as well. This change of blood is frequently distinguished through an optical detecting instrument put round the tip. The flag is regularly opened up and is dispersed to arduino with the help of port correspondence. With the help of process bundle beat recognition and retribution is performed. The gadget unit comprises of an infrared light-producing diode (IR LED) and a photo diode. The IR light-radiating diode transmits AN infrared into the tip, a region of that is reflected once again from the blood inside the finger courses. The photograph diode detects the segment of the daylight that is reflected back. The power of reflected lightweight relies on the blood volume inside the tip. Along these lines, on each event the photograph beats the quantity of reflected infrared changes, which may be recognized by the photograph diode. With a high increase electronic hardware, these modest modifications inside the sufficiency of the reflected lightweight are regularly renewed into a heartbeat [2].

The heart goes about as a pump that courses oxygen and supplement conveying blood round the body in order to remain it working. Once the body is applied the speed at that the heart thumps can change relative to the quantity of exertion being applied. By recognition the voltage made by the thumping of the heart, its rate is regularly just found and utilized for assortment of wellbeing capacities. Heart pounds to pump oxygen-rich blood to your muscles and to hold cell squander stock off from your muscles. The pulse offers a fair sign amid practice schedules of anyway viable that routine is rising your wellbeing [2]. Current technology consists of optical and electrical monitors. The electrical technique provides a large strap around one's chest. The optical technique doesn't need the strap and might be used additional handily than the electrical technique. There square measure several constraints in manufacturing a monitor. First, the technology accustomed live the heart beat needs to be determined. a price economical approach of mensuration the heart beat is that the combination of a junction rectifier and photo-sensor.

Innovation in consideration is developing significance as aftereffects of the propensity to store up perpetual ailment like coronary disappointment and hypertension. Imperative sign and blood oxygen immersion could be various such life sciences that are observed amid this task to supply data identifying with the wellbeing of the body. By action the power adjustment of daylight transmitted through tissue on account of blood, crucial sign is estimated. Besides, oxygenated blood has totally extraordinary lightweight assimilation qualities than deoxygenated blood underneath red and infrared wavelengths. Examination the assimilations deliver Associate in nursing appraisal of the component immersion of blood. The point is to take a gander at anyway pulse and furthermore the component immersion of subject is estimated from finger at that point prepared and showed. The outline is little in measure, easy to utilize, licenses a non-obtrusive, continuous strategy to supply data identifying with wellbeing. This permits Associate in nursing temperate and efficient means for dealing with the human services. This record is intended to be utilized by engineers, therapeutic gear designers, anybody related with training and inquisitive about understanding the activity of heartbeat estimating instrument and pulse checking framework [3].

Transmittance Method: In this strategy, light is transmitted through tissue using the LED and is recognized on the contrary end using a photo marker. It is more suited to the zones of body that advance themselves better to light transmittance through them, e.g. fingers or ear fold. This setup can't be used in various

zones of body when there are blocks, for instance, bones or muscles [3].

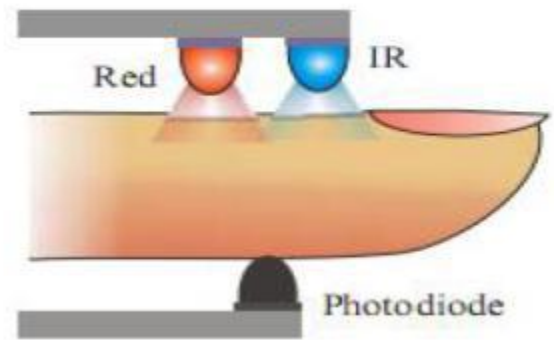


Fig 1: Transmittance Method

Reflectance Method: In reflectance beat oximetry it utilizes a photograph identifier on indistinguishable side from the LED to identify the light reflected by the tissue. This technique is more valuable where the vasculature is accessible near the surface of skin e.g. temple, wrist, forearm. Based on all these survey, there are two strategies are figured pulse and blood oxygen immersion level [3].

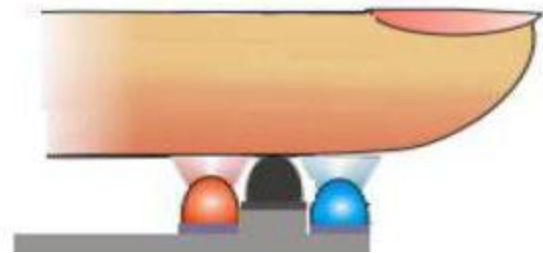


Fig 2: Reflectance Method

The objective of our endeavor is to construct a remote heart beat checking structure using GSM Technology, which could possibly be an essential bit of individual social insurance mechanical assemblies. As its name gathers this is a framework, having normal for sending SMS to both the specialist and patients relative in occasion of a crisis, from now on the framework can be used at centers, healing centers and also at home. [4]

Reliable keen of the human's body parameters for instance, temperature, heartbeat rate, voltage at that point forward might be a hard errand. In like manner, in therapeutic guide units it's important to screen never-endingly the patient's wellbeing parameters and keep their record. There's credibility of human oversights. There are numerous weaknesses in existing system. Starting at right now there are scope of wellbeing checking frameworks open for the unit patients which may be utilized basically once the patient is on bed. This has wiring complexities. Such frameworks deliver hard wherever the hole among System and PC is a ton of. The open frameworks are colossal in estimate. General viewing of a patient isn't feasible once he/she is released from doctor's facilities. These frameworks can't be utilized at solitary level. Therefore, to dispose of human mix-ups and to decrease unreasonable weight of routinely checking patient's wellbeing from Doctors head, we tend to be proposing wellbeing checking system using GSM. The objective of wellbeing watching framework is to claim quantitative examination of fundamental Physiological components of patients in the midst of essential conditions. This framework is utilized for assessing methodically mechanically the estimations of the patient's imperative physiological parameters, for instance, body temperature and heartbeat.

A GSM electronic gear might be a particular one sensibly modulator-demodulator amid which a SIM card is recognized and

that we will work over a membership to the portable administrator. GSM module is utilized for the learning to a GSM required system. In different countries, it's utilized as outline for portable correspondence. GSM module contains of a GSM electronic gear and that we have RS-232, USB on board an impact offer circuit for workstation. GSM electronic hardware grants over the portable system once identified with a workstation. GSM modems square measure to boot wont to send and get SMS messages. A GSM is adequately interfaced with the microcontroller framework and utilizations serial correspondence for data trade [4].

Heartbeat gadget is utilized for evaluating the heartbeat of the human. Heartbeat gadget basically incorporates of daylight emanating diode and light-weight subordinate opposition or a photodiode. The heartbeat makes a vibration inside the flood of blood various locales of the body. Through the light consumed by the rate of stream of blood, we can find out the heartbeat rate [4]. We are using the DS1621 temperature sensor. It gives the computerized yields, which demonstrate the temperature on the gadget. The DS1621 could be a fundamental two-wire interface circuit, here we can set one customary temperature, if higher than conventional we'll get TH(high temperature), If it gets beneath ordinary temperature then TL(low temperature) will be appeared.



Fig 3: Temperature Sensor

This framework includes Microcontroller (PIC16F877A), heart beat gadget, GSM modem, GPS beneficiary. For measure Heartbeat, input is taken from figure of human. Heart beat gadget can produce advanced heartbeat likened to each thump. This heartbeat is checked by interfacing heart beat gadget to microcontroller to stick no 15(TICKL) and programming the microcontroller hold up counter mode. At the point when numeration of heartbeat for one moment, worth of heart beat will be shown on computerized show and if worth is on the far side the customary fluctuate then area of patient will be message to stress individual abuse GSM. This message contains area in arrangement of scope and longitude. By embeddings this co-ordinate in GPS pilot then you'll get exact area of patient [5]. Regardless of whether they're not known as ECG-sensors, ECG-comparable sensors exist. They utilize less scope of estimation focuses on the body anyway despite everything they give rate in keeping steady standards as cardiogram. The market pioneer is that the Finnish organization 'Polar Electro OY'. Their rate watching framework comprises of a belt worn round the chest and a getting unit [6]. Evacuation of the unwanted commotion needs sifting. Clamor will be sifted through the use of simple hardware or computerized flag process. The frail idea of the ECG flag and furthermore the commotion contacting it needs the usage of an assortment of channels and differential speakers.

The following techniques are often accustomed improve the reduction of noise:

- The SNR is likewise accomplished on the possibility of different connected math properties of flag and clamor. The vitality mean of clamor is cross to zero contrasted with ECG flag that has vitality mean greater than zero.[6]
- Bent combine wiring use for the link among sensors and process framework.

The outline of the equipment is predicated on relate implanted framework execution utilizing the ATmega8 microcontroller from

ATMEL, USA. The equipment framework incorporates, IR transmitter that transmits (TX) the code to the IR recipient (RX) inside the machine over an area IR connect (speaker and low-pass channel). A microcontroller (MCU) had been picked inside the equipment stage. At that point MCU administration the visual show by the advanced showcase [7].

The persistent viewing of people and confirm a sit out of gear pulse for the genuine individual and conjointly give the notice message inside the variations from the norm on introduce of sit without moving pulse.

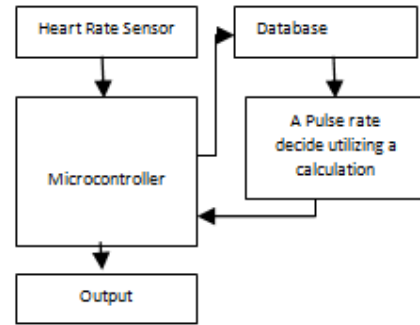


Fig 4: Sensor based and management unit.

The above figure has two totally unique components. One is gadget based unit and another is administration based unit. Gadget based generally unit gather the physiological data from the recognition body and thusly the administration unit store the data and demonstrate the period information of the recognition body. The administration units are from either LAN or demonstrate the outcome through screen of the transportable or the compact PC by means of WLAN or remote neighborhood module.

3. System Design and Materials

Figure 5 demonstrates the practical square chart of the proposed frameworks. The equipment is based on engineering. The segments are AT89C51 (8051) microcontroller, GSM modem, DS1621 temperature sensor, Heartbeat sensor, Emergency Switches, LCD show unit, MySql database. A significant number of the segments are regular for a typical installed framework. We will talk about every one of the segments to sum things up in the accompanying areas.

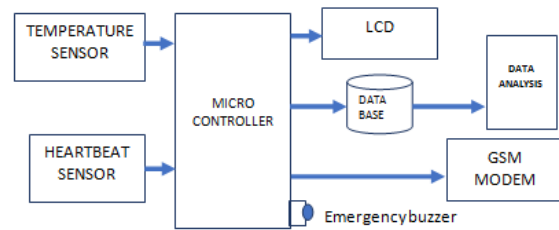


Fig 5: Block Diagram of the Proposed Systems

Heartbeat sensor is utilized for evaluating the heartbeat of the human. Heartbeat sensor fundamentally incorporates of light discharging diode and light ward resistor or a photodiode. The heartbeat makes a vibration inside the surge of blood different districts of the body. Through the light consumed by the speed of stream of blood, we will find out the heartbeat rate. We are using the DS1621 temperature sensor. It offers the computerized yields that demonstrate the temperature on the gadget. The DS1621 might be a fundamental two-wire interface circuit, here we can set one typical temperature, if above ordinary we will get TH(high temperature), If it gets not up to standard temperature then TL(low temperature). 8051 microcontroller contains of forty pins, in those pins thirty two pins are I/O sticks and staying eight pins territory unit novel work pins. In 8051 RESET stick is utilized for reset or

revives the program and precious stone oscillator is utilized for assembling the beats utilizing 11.0592 megahertz recurrence. Double band GSM modem: GSM remains for universal Standards for Mobile Communication Systems. This modem might be a remote unit which may send and get information through the GSM organize. It needs a SIM card and property to the GSM organizes. It's inbuilt TCP/IP stack. The GSM modem speaks with the implanted microcontroller framework with the help of AT directions. It takes a shot at 2 frequencies i.e. 900 MHz and 1800 MHz for up-connecting and down-connecting. Thereupon it's alluded to as twin band GSM modem. This modem is intended to chip away at RS232 typical, thus, though associating with microcontroller, a RS232 to TTL level converter is imperative.

3.1. Working Description

Here we are using AT89C51 (8051) microcontroller. The fluid precious stone presentation is identified with the PORT-2. In 8-bit fluid gem show we have a tendency to use 8-information lines. The enlist pick is identified with the P3.7 and change is identified with P3.6. In this way paying little respect to the information we'd like we can demonstrate it on fluid precious stone presentation. The heartbeat sensor and temperature sensor is utilized to see the patient wellbeing that square measure associated with the relative port pins. GSM is associated with the UART1 for sending the message. For any unusual condition happen the heartbeat finder is associated with P0.1 and temperature sensor is identified with P3.4 and P3.5.

The Figure 6 demonstrates the execution stream of the framework, It gather the heartbeat rate shape the people through the sensors and perform computations setting the greatest and least levels in pulses then it store in the database for future reference and groupings. On the off chance that any unusual in the pulses send the SMS to quiet relatives and the Doctors for prompt activity expected to the patient.

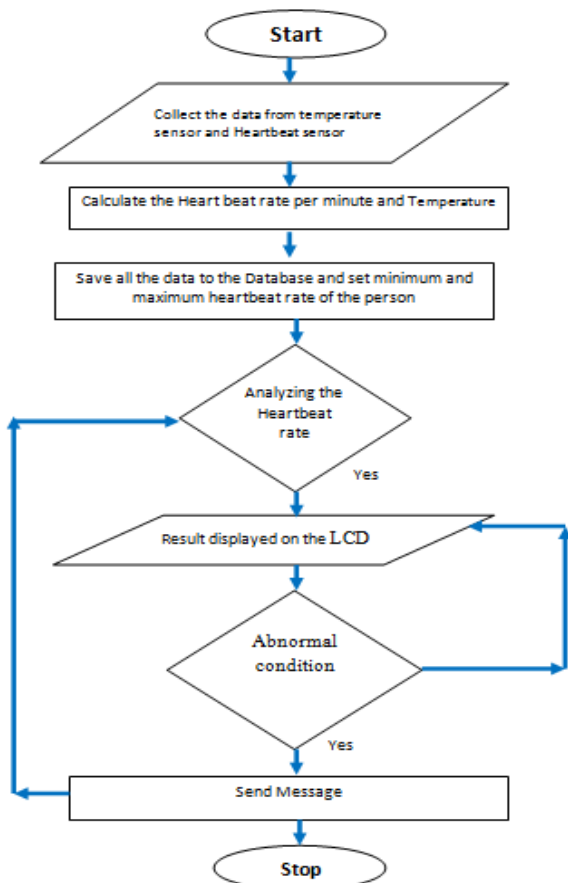


Fig 6: Flow chart of the system overview

4. Results and Discussions

To decide if the anticipated model work totally or not ten man of different age is required their pulse from the finger of the hand. This examination experiences the sit out of gear pulse for everything about watching people Associate in nursing contrast their extra pulse and the sit out of gear one and make a caution inside the variations from the norm. All the testing people are for all intents and purposes solid in this way inside the test time it doesn't need to be constrained to make any alarm. The point of this examination is to see regardless of whether the framework works totally or not.

Figure 7 demonstrates the consequences of the trial numerous in various assemblages of a few times. For the anticipated model we tend to take 10 individuals for the test. We find contrasting sorts of pulse data for different people. Each time our model will ready to confirm the sit without moving pulse and can likewise contrast the pulse and the sit still one.

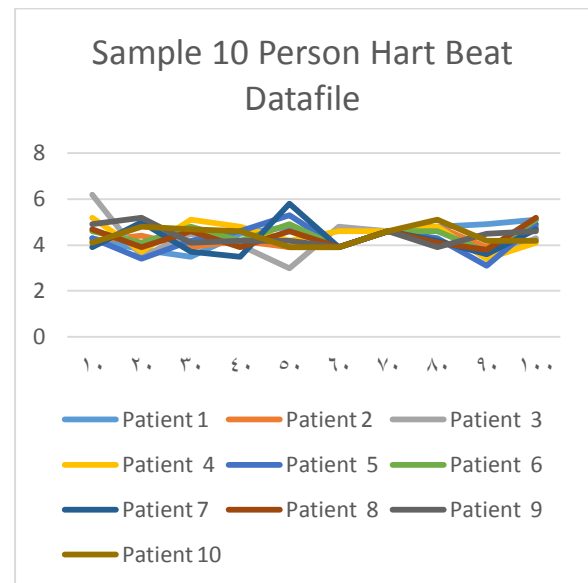


Fig 7: Heart beat signal sense from sampling 10 persons

The outcomes are appeared in table 1. The composed and created framework was taken to the healing center for clinical preliminaries. Toward the begin the Casualty medicinal man (CMO) of the healing facility took the heart/beat rate (bpm) readings for 10 distinctive age patients with their old philosophy of manual count of heartbeat on radiocarpal joint. These readings were recorded. At that point created instrument was associated with a comparable 10 patients and acquired the readings. The example information are as of now put away in database for the grouping and bunching and investigation.

Table 1: Comparison of heart beat readings taken by specialist and readings taken from the improvement framework

Si No	Patient	Weight in Kg	Heart (beat) in bpm taken by Doctor physically tallying.	Heart (beat) in bpm taken by the improvement instrument
1	Person 1	46	81	79
2	Person 2	50	79	75
3	Person 3	65	71	69
4	Person 4	70	73	70
5	Person 5	35	102	96
6	Person 6	55	98	95
7	Person 7	67	76	72
8	Person 8	89	82	79
9	Person 9	81	86	80
10	Person 10	75	77	71

5. Conclusion

The plan and improvement of a microcontroller basically based ongoing procedure pulse tallying framework has been given. The gadget is transportable, sturdy, adaptable, and solid and cost compelling. Likewise, it's prudent, basically respectable information and simple to-use for the end client. It stores the physiological parameter, for example, pulse in the nearby database. Trial results have indicated adequate fluctuate with real heartbeat rates. At long last, this hand-held framework has attempted to be a brilliant pulse checking framework for the best client. Be that as it may, extra change is anticipated with the redesigned module to lift and change the framework for the clients.

Reference

- [1] Aboobackersidheeque, ArithKumar ,Balamurugan .R, Deepak K .C and K. Sathish, " Heartbeat Sensing and Heart Attack Detection using Internet of Things: IoT" IJESC Volume 7 Issue No.4 ,2017.
- [2] Bandana Mallickand Ajit Kumar Patro,"HEART RATE MONITORING SYSTEM USING FINGER TIP THROUGH ARDUINO AND PROCESSING SOFTWARE" ,International Journal of Science, Engineering and Technology Research (IJSETR), Volume 5, Issue 1, January 2016.
- [3] Esrat Jahan, TilottomaBarua and Umme Salma, "AN OVERVIEW ON HEART RATE MONITORING AND PULSE OXIMETER SYSTEM" International Journal of Latest Research in Science and Technology ISSN (Online):2278-5299 Volume 3, Issue 5: Page No 148-152. September-October 2014
- [4] HarshitJaiswal , Mohammad Safwan and Himanshu Rajput, "HEALTH MONITORING SYSTEM BASED ON GSM" ,International Research Journal of Engineering and Technology (IRJET), Volume: 05 Issue: 03 | Mar-2018
- [5] Mayank Kothari, "Microcontroller Based Heart Beat Monitoring and Alerting System",IOSR Journal of Electronics and Communication Engineering (IOSR-JECE), e-ISSN: 2278-2834,p-ISSN: 2278-8735.Volume 9, Issue 1, Ver. I (Jan. 2014), PP 30-32.
- [6] Mohamed Fezari, MounirBousbia-Salah, and MouldiBedda, "Microcontroller Based Heart Rate Monitor", The International Arab Journal of Information Technology, Vol. 5, No. 4, October 2008
- [7] Mamun A. L, Ahmed. N, Alqahtani M, Altwijri O, Rahman M, Ahamed N.U and Rahman, "A MICROCONTROLLER-BASED AUTOMATIC HEART RATE COUNTING SYSTEM FROM FINGERTIP" , Journal of Theoretical and Applied Information Technology, April 2014. Vol. 62 No.3
- [8] Nusrat Jahan Farin, S. M. A. Sharif, IftekharulMobin, "An Intelligent Sensor Based System for Real Time Heart Rate Monitoring (HRM)", Intelligent Control and Automation, 2016, 7, 55-62 Published Online May 2016 in SciRes. <http://www.scirp.org/journal/ica>
<http://dx.doi.org/10.4236/ica.2016.72006>